

Experiential Development



Dear Parent,

* Take your child for a nature walk and help them to collect different things which they see in the garden (leaves, pebbles, feather) guide him to observe things- their colour , shape, size, texture etc.

They can paste different kind of leaves in a chart paper or scrap book. (You can add the photo of your child doing that work of collecting leaves from the ground.)

* Tell your child to look after plants at home. Water them regularly. Let him/her see what happens to them if he/she forgets to water them for a day or two.

Creative Development

* Help your child to make his/her own piggy bank by using empty box .Do painting ,paper tearing pasting or choose any other form to make it colourful.

Material Required: a small box , coloured paper , glue, scissors, decorative material

Method-

1. Take a box of any shape.
2. Cover it completely with a coloured paper.
3. Make a hole on top of it so that the coins can be inserted.
4. Decorate it with stars, mirrors, ribbons, glitters stickers etc.
5. Give it a name "MY PIGGY BANK". #ACTIVITY 1



Dear Students Try to be independent during this summer break and learn to :--

- * Button up your shirt.
- * Put on your socks and shoes.
- * Pack up your bag.
- * Eat lunch on your own.
- * Fold your mat and apron.
- * Zipping and unzipping the bag.





Subject: English

Grade: IK-3

Name of the Student: _____

Task: With the help of your parent listen a story from the story book. Learn 4 new words with meaning. Write the words in the cloud given below. Try to make a sentence with those words.


1. New word

2. New word



3. New word

4. New word



Name : _____

Grade: _____

Age: _____



Subject: Math

Grade: IK-3





Name of the Student: _____

Objective : The student will be able to speak about the usefulness of transportation. He/she will be able to identify the vehicle availed to reach the destination and colour the appropriate vehicle with crayon.

Task : Observe and recognize the vehicle

Criteria : Colour the vehicle in which you have travelled to reach your holiday destination.

I travelled in..



Objectives: Student will be able to speak about the name of the place. He/she will be able to distinguish between their home town and the place visited in holidays.

Task: Click one or two pictures of the holiday spot you visited with help of your parent.




Criteria: Observe the place you visited. With help of your parent take a print of the holiday spot. Paste the picture inside the cloud given below

The picture of my "Summer Holiday" destination (2019)



Task: Click pictures of each family member who joined you in the summer holiday trip. Take a print and paste their pictures in the circle given below.

The pictures of my family members I went with:



Objectives: Students should be able to feel the weather of the holiday spot. They should communicate with their parents about the different types of weather. Students should be able to recognize Junk and healthy food. Students will be able to explore and communicate about their favorite activity.

Task: Recognition of the weather, food choices and the favourite activity.

Criteria: Observe the pictures below, with the help of parent read out loud. Draw/paste the picture in the given box of the weather (Hot or cold), foods enjoyed and the activity done during the holidays

(General Weather conditions)


The weather was...



During the holidays I mostly ate



The favorite thing I did during the vacation



Objectives: Students should explore new things at the holiday spot. They should be able to observe assorted things mostly connected with nature and communicate with their parent.

Task: Observe several things in the nature which are interesting for you.

Criteria: With the help of your parent click pictures of the interesting things found mostly in the nature. Take out prints and paste them in the box given below or draw and colour them

Interesting things I observed...



Objectives: Students should be able to express their feelings about the things they bought. They should be able to communicate about the utility of the thing.

Task: Either paste the picture of the things you have bought (at the holiday spot) or draw & label them in the space provided below.

Here are the pictures of the things I bought:

(at holiday spot or may be from local market or even online)



1)

A large, empty rounded rectangular box for drawing or pasting a picture of a purchased item.

2)

A large, empty rounded rectangular box for drawing or pasting a picture of a purchased item.

3)

A large, empty rounded rectangular box for drawing or pasting a picture of a purchased item.

GOODBYE!

